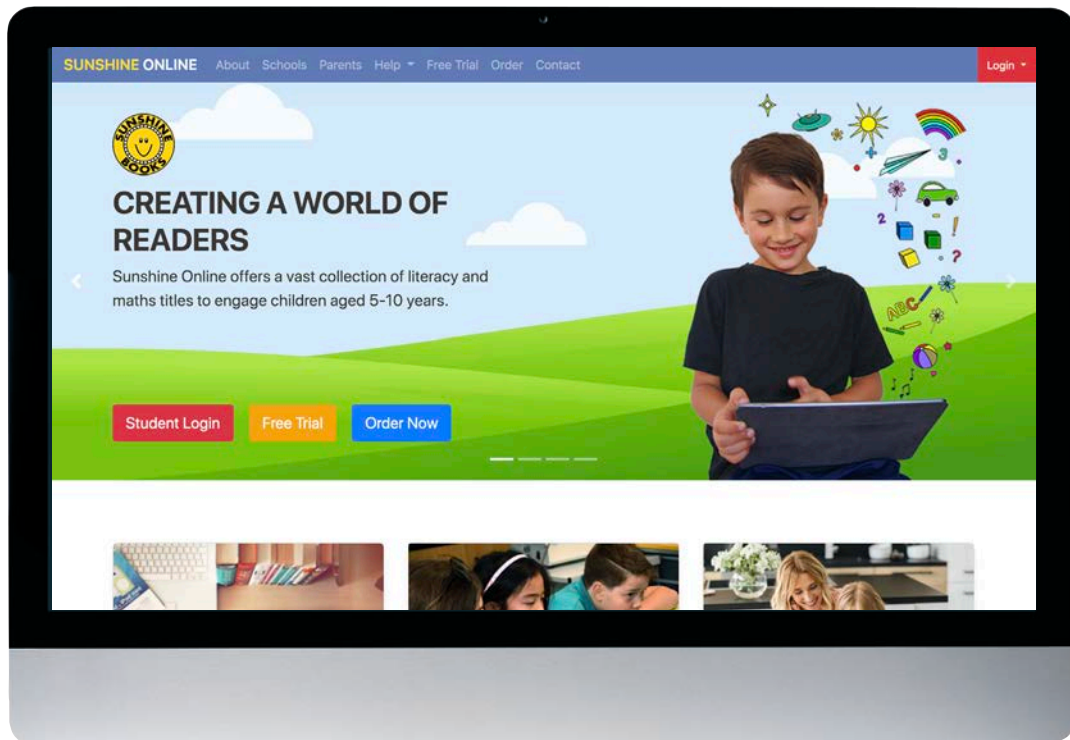




SUNSHINE ONLINE

Using the Sunshine Online Reading Program



sunshineonline.co.nz
sunshineonline.com.au

Sunshine Online

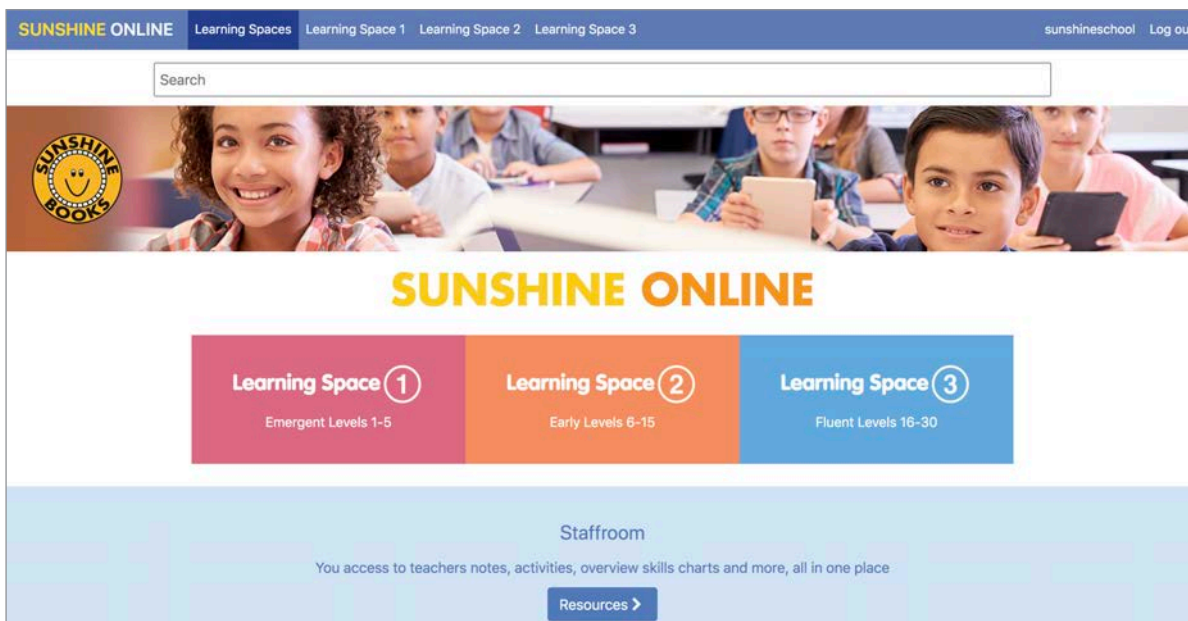
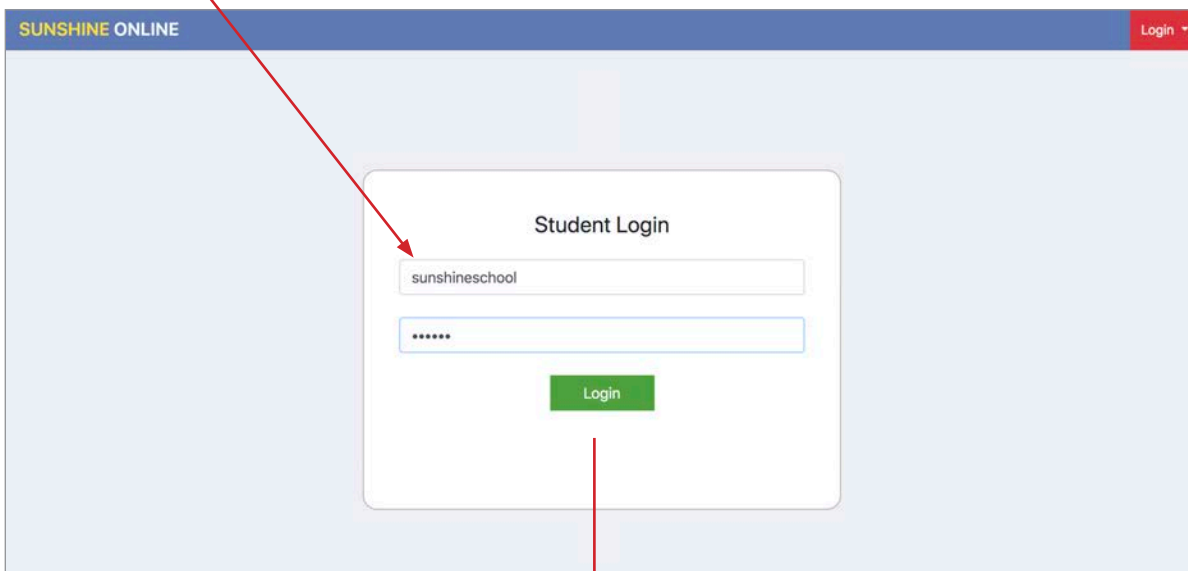
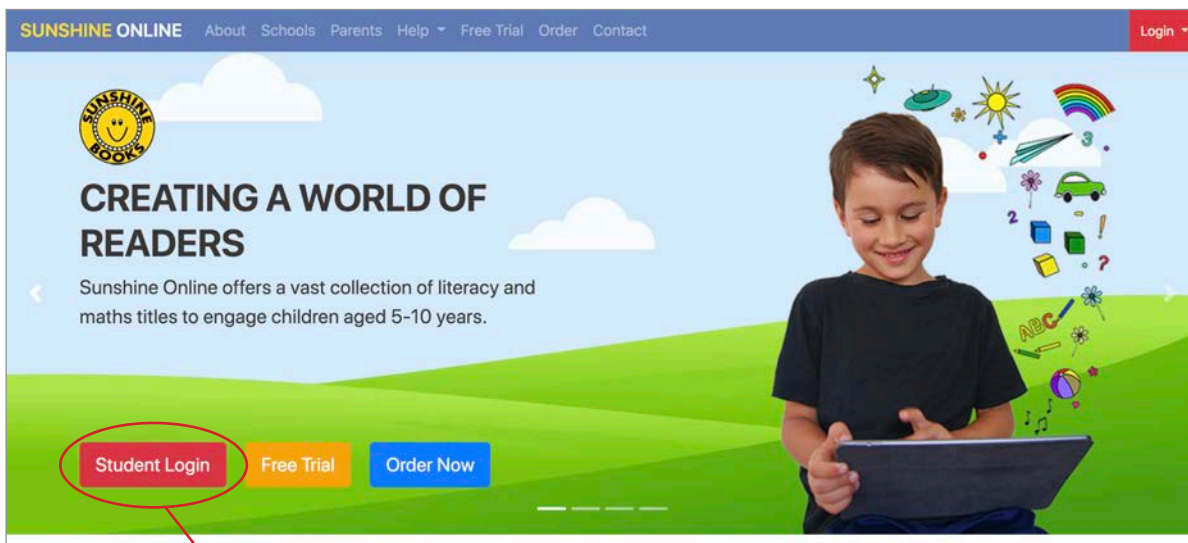
Single School Login - Non-managed Account

Contents

| | |
|------------------------------------|----|
| Logging in..... | 3 |
| The Landing Page..... | 4 |
| The Learning Spaces..... | 5 |
| The Library Titles | 6 |
| Reading the Book..... | 7 |
| The Activities | 8 |
| Learning Space 1 | 14 |
| Learning Space 2 | 17 |
| Learning Space 3 | 18 |
| Sunshine Online Account Types..... | 19 |

Logging In

Go to sunshineonline.com.au or sunshineonline.co.nz and log in to the student area with your school username and password.



The Landing Page

To go to the content, select:

Learning Space 1, Learning Space 2 or Learning Space 3.

SUNSHINE ONLINE Learning Spaces Learning Space 1 Learning Space 2 Learning Space 3 sunshineschool Log out

Search

SUNSHINE ONLINE

Learning Space ①
Emergent Levels 1-5

Learning Space ②
Early Levels 6-15

Learning Space ③
Fluent Levels 16-30

Each Learning Space corresponds to different levels.

Staffroom
You access to teachers notes, activities, overview skills charts and more, all in one place

Resources >

The Resources section provides teachers with easy access to teachers' notes and activity sheets.

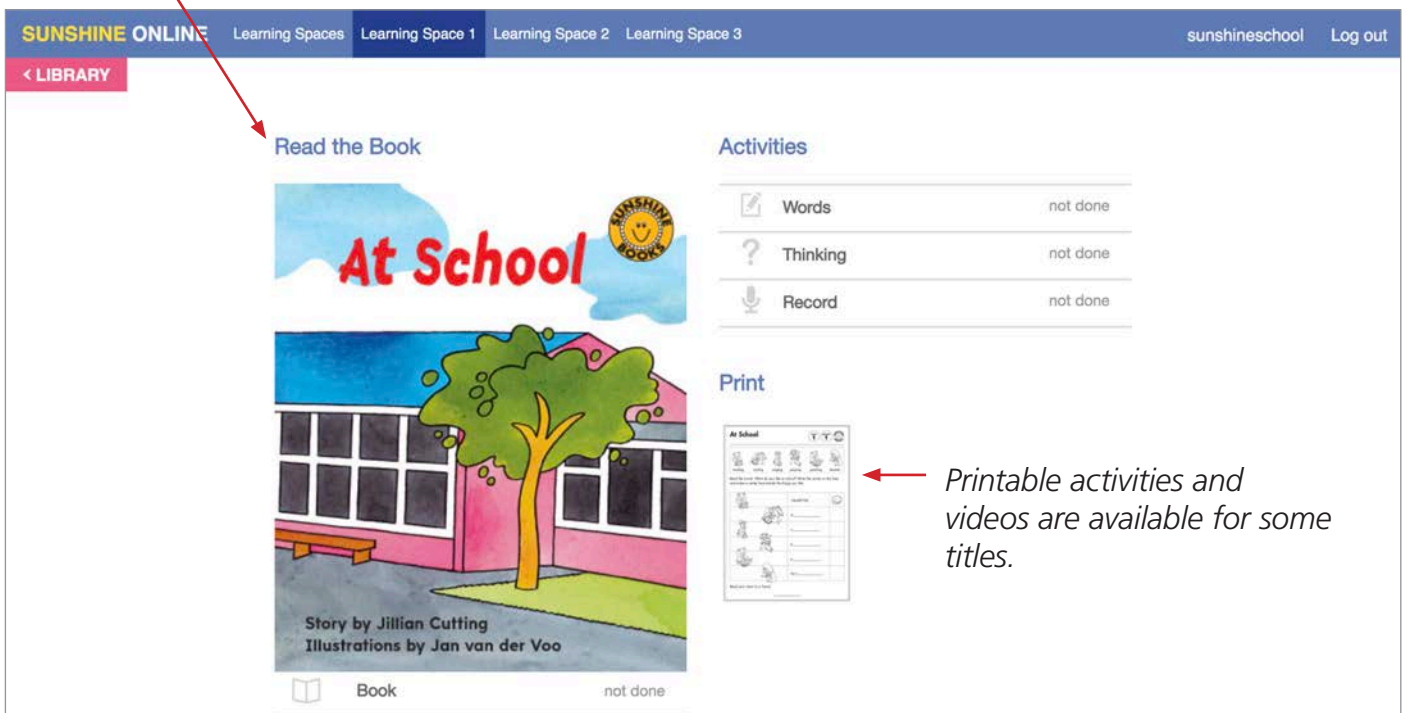
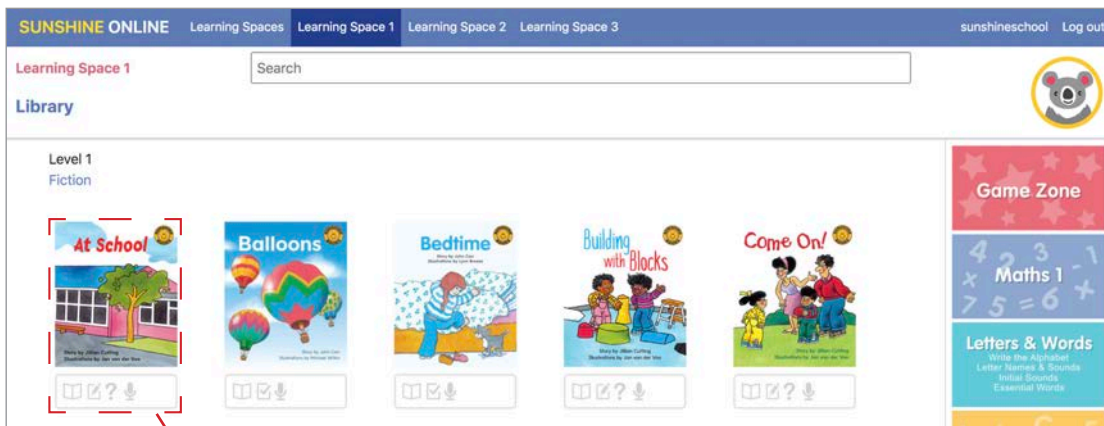
The Learning Spaces

Each Learning Space has a Library of books ordered alphabetically by level. Within each level, the books are organised into fiction and non-fiction.

The screenshot shows the 'SUNSHINE ONLINE' interface. At the top, there are navigation links for 'Learning Spaces', 'Learning Space 1', 'Learning Space 2', and 'Learning Space 3'. A search bar is located at the top left, with a red box around it and the text 'Search by title, author or topic.' pointing to it. To the right of the search bar is a user profile icon with a red box around it and the text 'Choose an avatar.' pointing to it. Below the search bar, the 'Library' section is visible, showing 'Level 1 Fiction' books. A red box around the first book, 'At School', has the text 'Select a title to go to the book and its activities.' pointing to it. On the right side, there is a sidebar with several categories: 'Game Zone', 'Maths 1', 'Letters & Words', 'Alphabet Books', 'Songs, Rhymes & Raps', and 'Grammar'. A red box around the 'Grammar' category has the text 'The sidebar contains additional learning material.' pointing to it. Below the fiction books, the 'Non Fiction' section is visible, showing books like 'Big Machines', 'Flowers', 'I Look', 'Jump', and 'My Family'.

The Library Titles

Selecting a title from the Library goes to a menu for the story and its activities.



Reading the Book

Click on the cover to open the book.

Select the word to hear it read out with highlighting.

Arrows navigate backwards and forwards through the book.

The screenshot shows a digital book cover for 'At School'. The title 'At School' is in large red letters. Below it is an illustration of a school building with a tree and a bench. The author 'Jillian Cutting' and illustrator 'Jan van der Voo' are listed. On the left, there is a 'Key words' section with the words 'at', 'I', 'like', 'me', and 'my'. A speaker icon is at the bottom right. A navigation bar at the bottom contains icons for a down arrow, 'LIBRARY', 'ACTIVITIES', 'PAGES', a pen, and left/right arrows.

Key words

at
I
like
me
my

← Key words from the book. Five words for levels 1–12 and 10 words for levels 13–19. Words are read out with highlighting.

Select the speaker to hear the page read out with highlighting.

The arrow opens and closes the navigation bar.

“Library” goes back to the Library and exits the book.

“Activities” goes back to the Activities menu.

“Pages” shows thumbnails of the pages of the book for navigation.

The pen opens the toolbar showing the pen tool, the eraser, a colour palette and a white text box.

From level 6 onwards, there is no speaker button. Pages can be read out with highlighting by clicking anywhere on the text.

The Activities

There are two or three activities associated with each book.

- **Thinking** or **Quiz** (comprehension).
- **Words** (vocab)
- **Writing**.
- **Recording** (fluency)

Thinking - levels 1-12

The Thinking activities include a range of comprehension activities from the book – sequencing, matching words to pictures, matching captions to pictures, dragging words to make sentences etc.

🔊 Drag the words and punctuation to make the sentences.

Thinking Activity
The River

← Activities

A woman **came** to the river **.**
She put **up** a sign **.**
The sign **said** :
No Rubbish , Please .

🔊 Clue

! **.** **,**

 **Save**



Feedback is provided to encourage the student to improve their score.


🔊 Drag the words and punctuation to make the sentences.

Thinking Activity
The River

← Activities

A woman **came** to the river **.**
She put **up** a sign **.**
The sign **said** :
No Rubbish , Please .


🔊 Clue


Great Work! 

Your Score:
6
out of 7

 **DO AGAIN**

! **.** **,**

 **Save**



Quizzes - all levels

The quizzes have five questions from the book.

All questions and answers are voiced.


The Read Book button gives the student access to the book.

Read the question and choose the answer.

Quiz Bones Activities

1. Match the words to the pictures.

Read Book



jellyfish shark crab

1 2 3 4 5 →


Answer each question, then select the next arrow.

Read the question and choose the answer.

Quiz Bones Activities

2. Drag the words to make the sentences.

Read Book



We need our bones to keep us straight. If we had no bones, we would be floppy like a jellyfish.

They give

× 2 3 4 5 →

Instant feedback in the form of ticks or crosses.


Read the question and choose the answer.

Quiz Bones Activities

3. What does your skull protect?

Read Book

A. your heart
B. your legs
C. your brain



× ✓ 3 4 5 →


Read the question and choose the answer.

Quiz Bones Activities

4. Which food has calcium to keep your bones strong?

Read Book

A. rice
B. oily fish
C. potatoes



× ✓ ✓ 4 5 →

Read the question and choose the answer.

Quiz Bones Activities

5. Which pages have information on broken bones?

Read Book

A. pages 12-13
B. pages 14-15
C. pages 8-11

| Index | |
|-------------------|-----------|
| arm bones | 8 |
| body bones | 10-11 |
| broken bones | 12-13 |
| calcium | 14-15 |
| crab | 6-7 |
| foot bones | 9 |
| hand bones | 8 |
| human skeleton | 2-3, 8-11 |
| jellyfish | 4-5, 11 |
| leg bones | 9 |
| lobster | 6-7 |
| physical activity | 14 |
| shark | 4 |

× ✓ ✓ ✓ 5 →

Quiz Results

Quiz Bones Activities

× 1. Match the words to the pictures.
jellyfish, shark, crab.

✓ 2. Drag the words to make the sentences.
We need our bones to keep us straight. If we had no bones, we would be floppy like a jellyfish.

✓ 3. What does your skull protect?
C. your brain

✓ 4. Which food has calcium to keep your bones strong?
B. oily fish

✓ 5. Which pages have information on broken bones?
A. pages 12-13

Score: 4 out of 5 - 80%
Completed: 25/01/2021

Do again?

× ✓ ✓ ✓ ✓ →

Along with the score, correct and incorrect answers are given at the end of each quiz.

Words - levels 1-19


This includes a range of word activities.

« Select the rhyming words.

Words Activity
The Tiny Woman's Coat

« Activities

| | |
|---------|-----------|
| bug | weeds |
| warm | said |
| seeds | snug |
| course | storm |
| mine | porcupine |
| instead | horse |

 Save

The activities are scored to provide feedback.

« Select the rhyming words.

Words Activity
The Tiny Woman's Coat

« Activities

| | |
|---------|-----------|
| bug | weeds |
| warm | said |
| seeds | snug |
| course | storm |
| mine | porcupine |
| instead | horse |

Great Work! 
Your Score:
6
out of 6

 Save

Writing - levels 20-30

The writing activities allow students to respond to the text by writing on a topic.

*The book can be accessed from the **Read Book** button.*

Do the following writing activity.

Writing Activity
Animals, Plants and Air

◀ Activities

Read Book

Imagine you are a tree. Explain how you breathe.

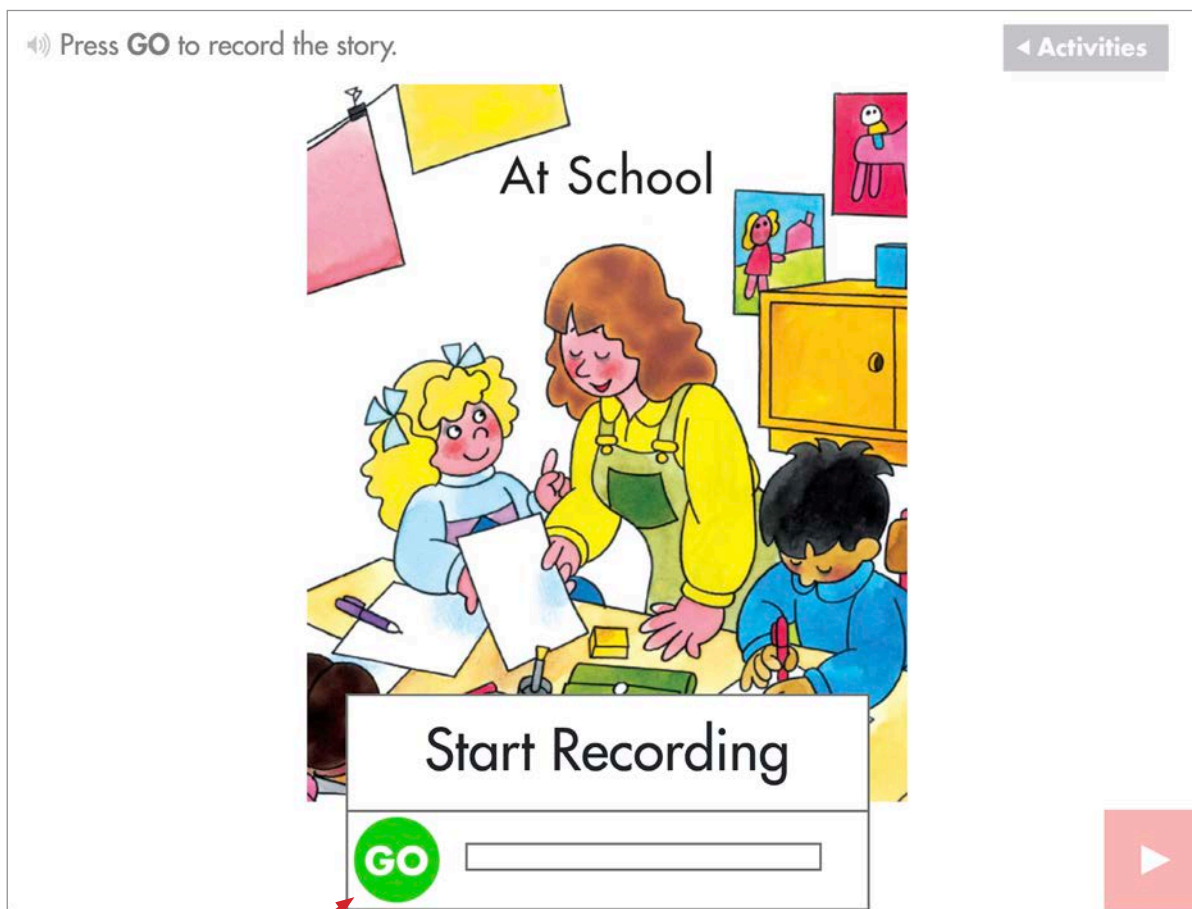
Print

Save

The student can print or save their writing to view or edit later. Data is saved for the duration of the session.

Recording - all levels

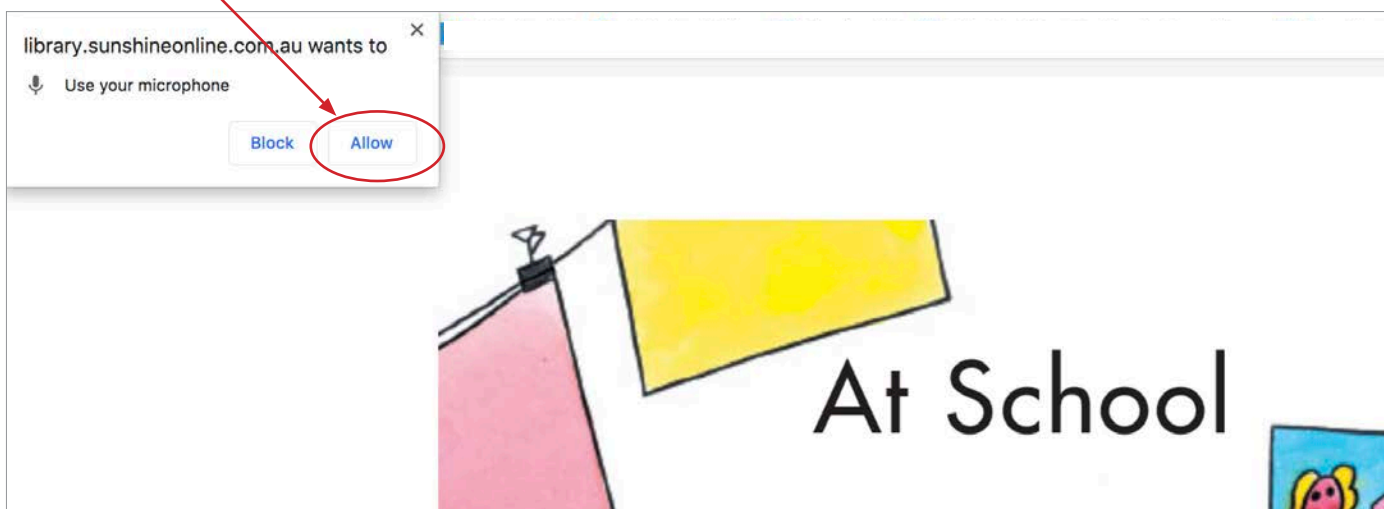
The Record activity allows students to record their reading of all or part of the text.



Select **Go** to start.

For the very first recording, you will get the message to use the microphone. Select **Allow**. (You only need to do this once during a session.)

Move through the text using the red arrow - bottom right.






My teacher likes me.

8

When finished, select **Stop** to stop the recording.

STOP [Progress bar] [Checkmark] END

At School



Speaker icon Listen GO [Progress bar]

Save

There is a speaker icon to listen to the recording before saving.

If satisfied, click **Save** to save the recording. The recordings are saved in the browser for the duration of the session.

Learning Space 1 – Additional Content

Each Learning Space has additional content in the side-bar.

Game Zone

Fun, interactive educational games. More will be added.

| Initial Letters | |
|----------------------|-------------------------|
| <p>Find the Word</p> | <p>Find the Picture</p> |

| Word Families | |
|----------------------|------------------------|
| <p>Word Families</p> | <p>Find the Letter</p> |

| Upper & Lower Case Letters | |
|----------------------------------|--------------------------|
| <p>Capital and Small Letters</p> | <p>Match the Letters</p> |

| Snap | | |
|----------------------|------------------------|----------------------|
| <p>Letter Blends</p> | <p>Initial Letters</p> | <p>Word Families</p> |

Maths 1

Access to 33 maths books and activities in Learning Space 1.

The screenshot displays a grid of educational activities categorized by level. Level 1 features 'Counting Sheep' and 'How Many Scoops?'. Level 2 includes 'Count Down', 'I am Tall', 'The Longest Nose', 'What M...', and 'Home'. Level 3 includes 'A Sack of Rice', 'All About Two', 'On the Bus', 'On the Skateboard', 'One D...', 'Home', 'Story', and 'Activities'. A large, detailed 'Counting Sheep' activity is overlaid, showing a child counting sheep with numbers 1-10.

Letters and Words

Learn about letter names, letter sounds, initial sounds, essential words and write alphabet letters on screen.

| Letter Names A-Z -Average Score: --% | Letter Names a-z -Average Score: --% | Letter Sounds a-z -Average Score: --% | Initial Sounds a-z -Average Score: --% | Essential Words a-z -Average Score: --% |
|---|---|--|---|--|
| 1. BCHPRY | 13. fhmn | 1. abcdsw | Initial Sounds 1 g-girl, h-hat, i-insect, r-rabbit, l-lion | Words 1 a, am, at, big, I, is, little, me, my, see, the, too |
| 2. CDGHT | 14. alsw | 2. fhmtu | Initial Sounds 2 a-apple, b-bird, l-lion, p-popcorn, s-sun | Words 2 and, can, come, here, in, go, like, look, no, up, we, yes |
| 3. MNPV | 15. ikqtu | 3. efinp | Initial Sounds 3 c-car, n-nest, w-window, x-fox, y-yellow, z-zebra | Words 3 all, are, down, get, he, into, it, on, said, she, will, you |
| 4. BPRWZ | 16. drxz | 4. girxz | Initial Sounds 4 d-dog, e-egg, m-monkey, o-orange, u-umbrella | Words 4 away, do, going, have, of, that, this, was, went, what, where, with |
| 5. DEFHL | 17. gvwy | 5. joqvy | Initial Sounds 5 c-car, g-giraffe, k-kite, q-queen, t-tiger, v-volcano | |
| 6. GFISY | 18. behky | 6. fhmpw | Initial Sounds 6 k-kite, q-queen, t-tiger, v-volcano | |
| 7. ABKNST | 19. ijoz | | | |
| 8. CFHIR | 20. chfp | | | |
| 9. ABEIO | | | | |
| 10. ABDGUW | | | | |
| 11. CKLPQ | | | | |

Alphabet Books

There are 26 alphabet books, the ABC Rap and Alphabet Game



Songs, Rhymes and Raps

Children can sing along to songs, rhymes and a rap.



Grammar

Animated grammar activities



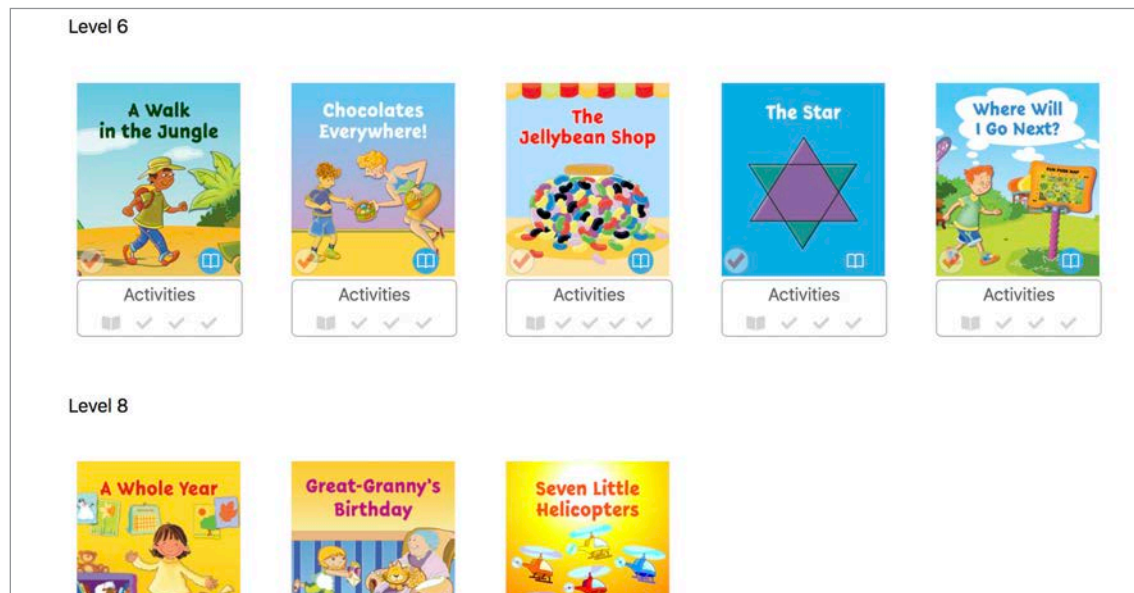
Learning Space 2 – Additional Content

Game Zone and Grammar

All games and grammar activities are available in Learning Space 2.

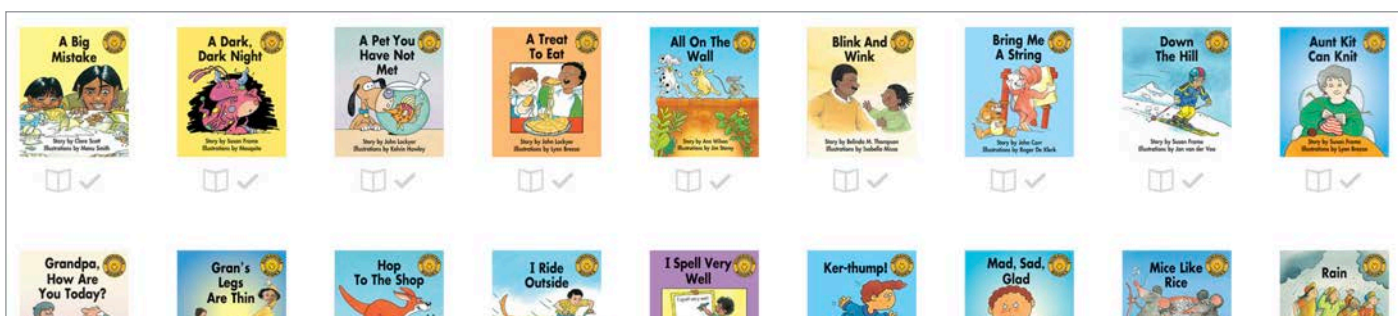
Maths 2

There are another 31 maths books with activities.



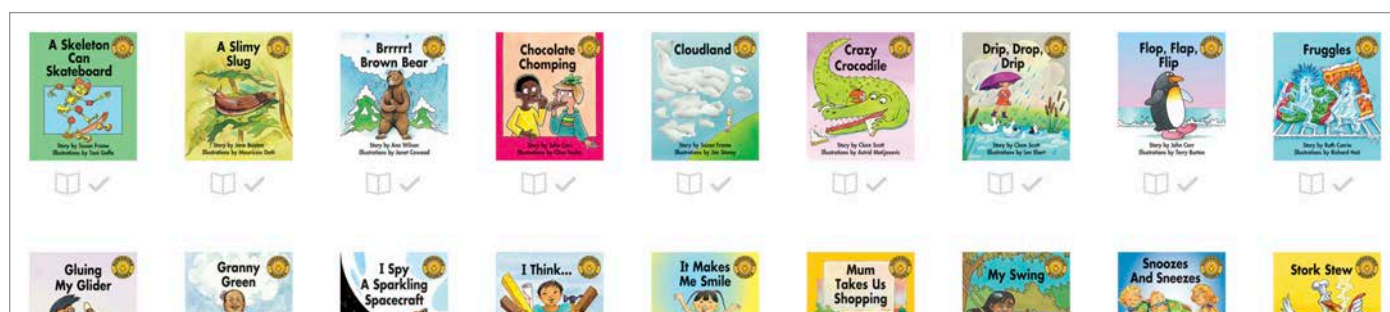
Word Families

There are 32 Word Family books with activities.



Letter Combinations

There are 24 Letter Combination books with activities.



Learning Space 3 – Additional Content










Game Zone and Grammar

All games and grammar activities are available in Learning Space 3.






Maths 3

There are another 27 maths books with activities at Learning Space 3.

Level 16

| | | | | | |
|--|--|--|---|--|--|
|  <p>Goldilocks and the Three Quilts</p> <p>Activities</p> |  <p>Match the Twins</p> <p>Activities</p> |  <p>Number Cruncher's Snowboard Challenge</p> <p>Activities</p> |  <p>Planet Perimeter</p> <p>Activities</p> |  <p>Rotate the Shapes</p> <p>Activities</p> |  <p>The Big Match</p> <p>Activities</p> |
|  <p>The Big Parade</p> <p>Activities</p> |  <p>The New Webs</p> <p>Activities</p> |  <p>The Holiday</p> <p>Activities</p> | | | |

Level 17

| | | | | |
|--|---|--|--|--|
|  <p>At the Market</p> |  <p>Dad's Busy Day</p> |  <p>Monkey Messages</p> |  <p>Sam's Perfect Pizza</p> |  <p>What's Your Favourite Game?</p> |
|--|---|--|--|--|

Sunshine Online Account Types

The new Sunshine Online can be used as a non-managed resource with a single username and password for the whole school.

There is also the option of using the new Administration system with individual usernames and passwords for every student.

When a school subscribes to Sunshine Online, they can choose:

School Unmanaged

The School Unmanaged account has a generic password and no reporting.

School Managed

The School Managed account has individual logins, tracking and reporting.

Parent Account

Parent subscriptions are also available for home use which includes the student dashboard and reporting.